



ThemAtticAthens User Guide For Providers

V.1.0.

Welcome to **ThemAtticAthens**! Whether you're an experienced tour operator, a local guide, or a business offering unique experiences, ThemAtticAthens is here to help you **reach** and **engage** with potential **clients** and **partners**. This guide will walk you through everything you need to get started on our platform. You'll learn how to register, set up your profile, and manage your activities. Our goal is to support your business by providing a **seamless, user-friendly** platform where you can showcase your offerings and connect with a vibrant community interested in **thematic tourism**. Together, we can create memorable experiences for *visitors* and *locals* alike, highlighting the rich cultural and natural heritage of **Attica**. The platform is in the *early stages of development* and this is the initial version we are sharing. A more optimized and complete version will be **coming soon...**



Ευρωπαϊκή Ένωση



Με τη συγχρηματοδότηση της Ελλάδας και της Ευρωπαϊκής Ένωσης



ΕΛΛΗΝΙΚΗ ΔΗΜΟΚΡΑΤΙΑ
ΠΕΡΙΦΕΡΕΙΑ ΑΤΤΙΚΗΣ





ThemAtticAthens User Guide For Providers

V.1.0.

Table of contents

1. Account Registration.....	3
2. Registering Activities.....	6
3. Edit Activities	
3.1. View Activities.....	33
3.2. Edit Activities.....	34
3.3. Delete Activities.....	35
3.4. Duplicate Activities.....	36
4. Extra Fields.....	37



ThemAtticAthens User Guide For Providers

V.1.0.

1. Account Registration

Upon entering the platform, locate and click the **"Become an Expert"** button.

ThemAtticAthens Home Pages Dashboard Contact English Become An Expert Sign In / Register

Discover New Destinations Live New Experiences

Explore the heart of Greece: The Attica region invites you to experience its rich variety.

Activities: Choose your next adventure | Location: Where are you going? | Check in - Check out: Jun 05 2024 | Search

REGIONAL OPERATIONAL PROGRAM ATTIKA | European Union | ΕΣΠΑ 2014-2020



ThemAtticAthens User Guide For Providers

V.1.0.

Complete the required fields accurately:

Username: Choose a unique username that identifies you on the platform.

First Name: Enter your given name.

Last Name: Provide your surname or family name.

Business Name (if applicable): Enter the name of your business.

Email: Input your email address for communication and account verification.

Phone: Provide your contact number.

Password: Create a secure password for accessing your account.

Confirm Password: Re-enter the password to ensure accuracy.

Review and accept the ***Terms of Service*** and ***Privacy Statement***.

Click the "**Sign Up**" button to complete the registration process.



By following these steps, you'll **successfully**  **create an account** on ThemAtticAthens and gain access to its features as an expert.


Become An Expert!

Already have an account yet? [Log in](#)

Registration form fields:

- Username
- First Name
- Last Name
- Business Name
- Email
- Phone
- Password
- Confirm Password

By creating an account, you agree to our [Terms of Service and Privacy Statement](#).

Sign Up 



ThemAtticAthens User Guide For Providers

V.1.0.

Upon entering the platform, locate and click the "**Sign In/Register**" button.


Enter your *registered email* address in the designated field.

Input your password in the provided space.

The screenshot shows a sign-in form with the following elements:

- Welcome back** header
- Link: [Don't have an account yet? Sign up for free](#)
-
-
-

Click the "**Sign In**" button to access your account.

By following these steps, you'll **successfully**  **log in to your account** on ThemAtticAthens and **gain access to its features.**



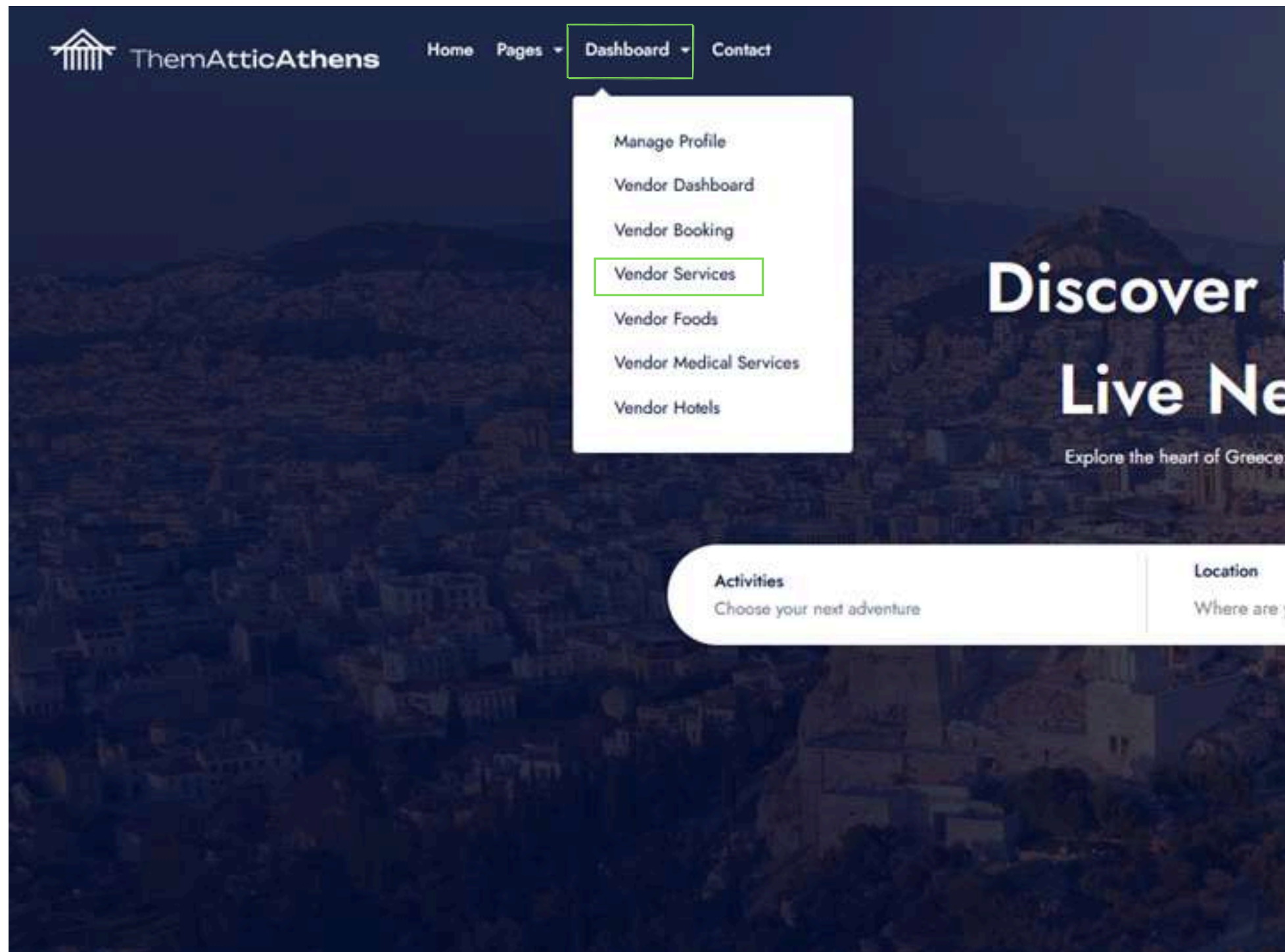


ThemAtticAthens User Guide For Providers

V.1.0.

2. Registering Activities

After logging in, navigate to the "Dashboard" and select "Vendor Services" from the list.





ThemAtticAthens User Guide For Providers

V.1.0.

After you press the button "**Vendor Services**" section, you will find a list of all activities available. Click on the view icon under the "**Action**" column, or directly on the name of the activity. Some of them are presented here.



-  Dashboard
-  Booking Manager
-  Manage Services
-  Manage Foods
-  Manage Health Services
-  Manage Hotel
-  Logout

Manage Services

Sports Tourism	Action
Adventures	
Air activities	



ThemAtticAthens User Guide For Providers

V.1.0.

After selecting the tourism category you want, from the extensive list of ThemAtticAthens, (for example “adventures tourism”) press the button “**Add New Service**”

The screenshot shows the ThemAtticAthens provider dashboard. The top navigation bar includes the logo, a menu icon, and links for Home, Pages, Dashboard, and Contact, along with a user profile picture. A left sidebar contains navigation options: Dashboard, Booking Manager, Manage Services, Manage Foods, Manage Health Services, Manage Hotel, and Logout. The main content area is titled 'Manage Adventures Tourism' and features a yellow 'Service Availability' button and a dark blue 'Add a New Service' button with an external link icon. Below these is a table with columns for Title, Status, Last Updated, and Action. The table currently displays 'No Service available'. The footer contains the copyright notice: © 2024 ATTF LLC All rights reserved.



ThemAtticAthens User Guide For Providers

V.1.0.

Choose the sub-category of your activity from the options provided (for example “target sports” and press the button “Add a New Service”.

Select Specific Tourism Category

Category
Select a category

Close

Add a New Service ↗

Select Specific Tourism Category

Category
Target Sports

Close

Add a New Service ↗



ThemAtticAthens User Guide For Providers

V.1.0.

Complete the activity form by **filling in all the necessary fields as prompted.**

Add new Service

Activity Form
Activity form for the Service (as required in English)

Target Sports
Select a category

Main Image
Upload Image

Gallery
Upload Image



ThemAtticAthens User Guide For Providers

V.1.0.

Complete the activity form by **filling in all the necessary fields as prompted.**

The screenshot shows the ThemAtticAthens user interface for creating an activity. On the left is a navigation sidebar with options: Dashboard, Booking Manager, Manage Services, Manage Events, Manage Health Services, Manage Staff, and Logout. The main content area contains the following fields and sections:

- Event Title:** A text input field with the prompt "Please add the title for this event." and a "Show" button.
- Event Description:** A large text area with the prompt "Please describe the activity." and a "Show" button.
- Event Location:** A dropdown menu with the prompt "For this event, please select the location where you will event with patients. If the activity is taking place in the same town as the meeting point, simply insert that town." and a "Show" button.
- Additional Events:** A section titled "Additional events that will be visited during the activity" with a "Select event to mark additional events" dropdown and a "Show" button.
- Event Address:** A text input field with the prompt "Address and description for the meeting point".
- Event Date:** A date picker with the prompt "Please select the date with the location of the meeting point (or Single Year)".
- Event Time:** A text input field with the prompt "Please add the time of your activity".
- Service Selection:** A section titled "Are any of the services listed below included in the activity?" with four radio buttons: Transportation, Food, Exercise, and Accommodation. A note below reads: "If any services are included, please ensure you provide further details under the 'Detailed Program' section."
- Detailed Program:** A section titled "Detailed Program" with the prompt "What is the itinerary or the main features of the activity?" and a large text area with a "Show" button.



ThemAtticAthens User Guide For Providers

V.1.0.

Complete the activity form by **filling in all the necessary fields as prompted.**

The screenshot displays the ThemAtticAthens provider activity form. On the left is a navigation sidebar with options: Dashboard, Booking Manager, Manage Services, Manage Products, Manage Health Services, Manage Staff, and Logout. The main content area is titled "Important Information" and contains several text input fields for the following questions:

- What services will the customer bring? (e.g., ET)
- Is there a specific time slot? What cost?
- What should the user know before booking?

Below these fields are two dropdown menus: "Offer in the future for the activity?" and "Display this content Mode".

At the bottom, there are two sections of radio button options:

*** Please select the language spoken by the guide during the activity:**

<input type="radio"/> Greek	<input type="radio"/> English	<input type="radio"/> Italian	<input type="radio"/> French
<input type="radio"/> German	<input type="radio"/> Danish	<input type="radio"/> Japanese	<input type="radio"/> Spanish
<input type="radio"/> Latin	<input type="radio"/> Chinese	<input type="radio"/> Malay	<input type="radio"/> Hindi
<input type="radio"/> Portuguese	<input type="radio"/> Dutch	<input type="radio"/> Polish	<input type="radio"/> Vietnamese
<input type="radio"/> Russian	<input type="radio"/> Russian	<input type="radio"/> Swedish	<input type="radio"/> Finnish
<input type="radio"/> Thai			

If it aligns with your activity, please select any of the legal labels:

<input type="checkbox"/> Physical Activities	<input type="checkbox"/> Medical Activities	<input type="checkbox"/> Historical Sites	<input type="checkbox"/> Sports Areas
<input type="checkbox"/> Cultural Activities	<input type="checkbox"/> Historical Monuments	<input type="checkbox"/> Historical Sites	<input type="checkbox"/> Booking Fee
<input type="checkbox"/> Special Services	<input type="checkbox"/> Historical Monuments	<input type="checkbox"/> Historical Sites	



ThemAtticAthens User Guide For Providers

V.1.0.

Complete the activity form by **filling in all the necessary fields as prompted.**

The screenshot displays the ThemAtticAthens activity form interface. On the left is a navigation sidebar with options: Dashboard, Activity Manager, Manage Services, Manage Health Services, Manage Health, and Logout. The main content area is titled 'Add New Activity' and contains several sections for data entry:

- Activity Name:** A text input field with a placeholder: "What name will I use for this activity before the activity is live?".
- Duration:** A dropdown menu currently showing '15 minutes'.
- Restrictions:** A section asking "Does the activity accommodate individuals with these conditions or preferences?". It includes radio buttons for 'Yes' and 'No' for: 'Physically challenged', 'Cardiac Issues', 'People with respiratory problems', 'Epilepsy', and 'Pregnant/Postpartum'.
- Age Restrictions:** Two input fields for 'Minimum Age Allowed' (set to 18) and 'Maximum Age Allowed' (set to 8).
- Guide/Trainer:** A section asking "Does the activity have a guide/trainer?" with 'Yes' and 'No' radio buttons.
- Sustainability Certification:** A section asking "Does the activity have a sustainability certification?" with 'Yes' and 'No' radio buttons.
- Activity Status:** A dropdown menu currently set to 'Active'.
- Pricing:** Radio buttons for 'No Price' (selected) and 'For Private Group'.
- Default pricing and guest limit:** A section asking "What is the maximum number of participants allowed for this activity?". It includes input fields for 'Min Capacity' (set to 0) and 'Max Capacity' (set to 10).



ThemAtticAthens User Guide For Providers

V.1.0.

Complete the activity form by **filling in all the necessary fields as prompted.**

The screenshot shows the ThemAtticAthens provider dashboard. The top navigation bar includes the logo, a menu icon, and links for Home, Pages, Dashboard, and Contact. A sidebar on the left lists navigation options: Dashboard, Booking Manager, Manage Services, Manage Foods, Manage Health Services, Manage Hotel, and Logout. The main content area is titled "What is the minimum number of bookings required for the activity to take place?" and contains the following fields and sections:

- Minimum Guests Number:** A text input field with the value "0".
- Notification:** A note stating, "You will be notified via email if the minimum required bookings are not reached by the booking cutoff time."
- Discount Per Person:** A section with a "+ Add Discount Type" button.
- Cancellation Policy:** A section with a dropdown menu for "Is the activity refundable?" set to "Select...".
- Availability:** A section with a dropdown menu for "Availability status" set to "Select...".
- Footer Note:** "If your activity isn't listed, contact us to have it added."
- Save All Changes:** A blue button at the bottom left.



ThemAtticAthens User Guide For Providers

V.1.0.

Complete the activity form by **filling in all the necessary fields as prompted.**

The screenshot displays the ThemAtticAthens provider interface. At the top left is the logo and name 'ThemAtticAthens'. The top right contains navigation links: 'Home', 'Pages', 'Dashboard', and 'Contact', along with a user profile picture. A sidebar on the left lists navigation options: 'Dashboard', 'Booking Manager', 'Manage Services', 'Manage Foods', 'Manage Health Services', 'Manage Hotel', and 'Logout'. The main content area features a calendar for 'June 2024' with a 'Today' button and navigation arrows. The calendar grid shows days of the week (Sun-Sat) and dates. A yellow highlight is placed on the date '5' (Wednesday). Above the calendar, a text box states: 'Here you can modify prices according to specific dates'. A vertical scrollbar is visible on the right side of the calendar.



ThemAtticAthens User Guide For Providers

V.1.0.

Complete the activity form by **filling in all the necessary fields as prompted.**

The screenshot displays the ThemAtticAthens provider dashboard. On the left is a navigation sidebar with the following items: Dashboard (checked), Booking Manager, Manage Services, Manage Foods, Manage Health Services, Manage Menu, and Logout. The main content area features a calendar grid for the month of August, with dates from 16 to 31. A blue button labeled "Back to Services" is located at the bottom left of the calendar area. At the bottom of the page, there is a message: "Your input counts! If there's a crucial field missing, please contact us." and a copyright notice: "© 2024 ATTF LLC All rights reserved." The top right corner of the dashboard shows navigation links for Home, Pages, Dashboard, and Contact, along with a user profile picture.



ThemAtticAthens User Guide For Providers

V.1.0.

At this point we explain exactly what you need to fill in to **create the basic form** for your activity. There are fields **marked with a red asterisk*** that are mandatory and cannot be skipped.

Here you select a **subcategory of the activity if it exists**. Underneath fill in the name of the activity

1. Activity Form

Kindly note that the form must be completed in English.

Target Sports

* Sub-Category
Select a category



* Activity Title



ThemAtticAthens User Guide For Providers

V.1.0.

This is where you place your **activity photos**. To view your photos, choose a minimum of one photo for the top and a minimum of three for the bottom, ensuring that each photo is at least 1280 pixels wide and no more than 5MB.

* Main Image



The image you submit should be in either PNG or JPG format, with a minimum of 1280 pixels and a maximum size of 5MB.

* Gallery

Please add a minimum of 3 photos.



The image you submit should be in either PNG or JPG format, with a minimum of 1280 pixels and a maximum size of 5MB.



ThemAtticAthens User Guide For Providers

V.1.0.

Here you fill in the **youtube** link if it exists.

Please add the Youtube Link

Here you make a **short introduction** of your activity.

* Short Description

Introduction to the Activity

Here you choose the **meeting point** where the people involved in the activity should attend.

* For tours, please select the town where you will meet with tourists. If the activity is taking place in the same town as the meeting point, simply insert that town.

Select the primary Town...



ThemAtticAthens User Guide For Providers

V.1.0.

Here you fill in one or **more towns** that the tourist *will visit during the activity*.

Additional towns that will be visited during the activity.

Select one or more additional towns...

Here you will fill in the **address** and a **description** of the meeting point for tourists.

* Address and description for the meeting spot

Here you will fill in the **coordinates** of the meeting point according to Google Maps.

* Please add the link with the location of the meeting point on Google Maps

Here you can fill in the **link** of your activity, from your website.

You can add the link of your website



ThemAtticAthens User Guide For Providers

V.1.0.

Here you fill in the **extra services**, if they are included in your activity.
If so, please provide more information in the "**Detailed schedule**" section.

Are any of the services listed below included in the activity?

Transportation

Food

Insurance

Accommodation

*If any services are included, please ensure to provide further details within the "Detailed Program" section.

This is where you write the **details** about your activity that will help the person concerned to understand more information about it.

Detailed Program

* What is the itinerary or the main features of the activity?

Answer...



ThemAtticAthens User Guide For Providers

V.1.0.

Here you fill in the **necessary items** that the customer must have with them.

Important Information

What items must the customer bring? (e.g., ID)

Here you can indicate whether there is a specific **dress code** and if so, what it is.

Is there a specific dress code? Which one?



ThemAtticAthens User Guide For Providers

V.1.0.

Here you fill in information that the customer needs to know before making the reservation. In addition there are some ready-made helpers that you could use to make your activity more understandable to the customer.

What should the user know before booking?

Here you fill in the **duration** of your activity and whether it is in minutes, hours or days.



ThemAtticAthens User Guide For Providers

V.1.0.

Here you can select the **languages** spoken by the guide during the activity.

* Please select the languages spoken by the guide during the activity:

- | | | | |
|------------------------------------|----------------------------------|-----------------------------------|-------------------------------------|
| <input type="checkbox"/> Greek | <input type="checkbox"/> English | <input type="checkbox"/> Arabic | <input type="checkbox"/> French |
| <input type="checkbox"/> German | <input type="checkbox"/> Danish | <input type="checkbox"/> Japanese | <input type="checkbox"/> Spanish |
| <input type="checkbox"/> Italian | <input type="checkbox"/> Chinese | <input type="checkbox"/> Malay | <input type="checkbox"/> Bengali |
| <input type="checkbox"/> Norwegian | <input type="checkbox"/> Dutch | <input type="checkbox"/> Polish | <input type="checkbox"/> Portuguese |
| <input type="checkbox"/> Romanian | <input type="checkbox"/> Russian | <input type="checkbox"/> Swedish | <input type="checkbox"/> Finnish |
| <input type="checkbox"/> Hindi | | | |

Here you can select different **tags** that correspond to your activity.

If it aligns with your activity, please select any of the tags below:

- | | | | |
|---|---|---|---------------------------------------|
| <input type="checkbox"/> Nightlife Excursions | <input type="checkbox"/> Relaxation Experiences | <input type="checkbox"/> Food and Drink | <input type="checkbox"/> Scenic Views |
| <input type="checkbox"/> Outdoor Adventures | <input type="checkbox"/> Family-Friendly | <input type="checkbox"/> Pet-friendly | <input type="checkbox"/> Smoking Area |
| <input type="checkbox"/> School Excursion | | | |



ThemAtticAthens User Guide For Providers

V.1.0.

Here you fill in until what **time before** the customer can book the activity and whether it is in minutes, hours or days.

<p>* Until when can a customer book before the activity begins?</p> <p>30</p>	<p>* Measurement</p> <p>Minutes</p>
---	-------------------------------------

*Setting 30 minutes or less can increase bookings, as many customers prefer last-minute bookings.

Here it is necessary to fill in for which people your activity is **not suitable**.

Restrictions

* Does the activity accommodate individuals with these conditions or preferences?

Physically challenged

Yes
No

Cardiac Patients

Yes
No

People with Respiratory problems

Yes
No

Postoperative Patients

Yes
No

Epileptics

Yes
No

Pregnant

Yes
No



ThemAtticAthens User Guide For Providers

V.1.0.

Here you fill in the **age range** that can participate in your activity.

Age Restrictions

* Maximum Age Allowed	* Minimum Age Allowed
120	0

Here you fill in whether your activity has a **guide/trainer**. If it does, you should fill in whether the guide/trainer is certified and if so, you can attach the relevant document.

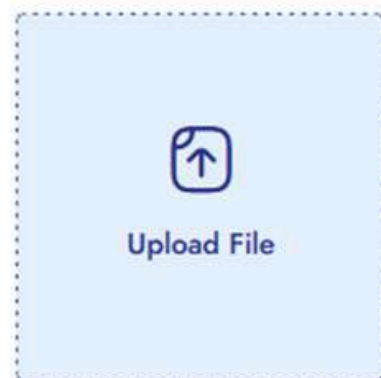
Guide/Trainer

* Does the service have a guide/trainer?

Yes No

* Is he/she a certified guide/trainer?

Yes No



PDF File.

Upload Certification Document



ThemAtticAthens User Guide For Providers

V.1.0.

Here you fill in whether your activity provides **sustainability**  **certification** and if so, you can attach the necessary documentation.

Sustainability Certification

* Does the activity have a sustainability certificate?

Yes



No



PDF File.

Upload Certification Document



ThemAtticAthens User Guide For Providers

V.1.0.

Here you choose whether you want your profile to be **active** or **hidden**.

Activity Status

* Status
Active

Here you fill in the **maximum** and **minimum** number needed to carry out the activity and the **cost** per person. You are also given the option to apply a price discount to the activity for different categories of people.

Pricing

Per Person Per Private Group

Standard pricing and guest limit

What is the maximum number of participants allowed for the activity?

* Max Capacity 0

* Price €

What is the minimum number of bookings required for the activity to take places?

* Minimum Guests Number 0

*You will be notified via email if the minimum required bookings are not reached by the booking cut-off time.

Discount Per Person

* Type University Students

* Discount %

Discounted Price €

+ Add Discount Type



ThemAtticAthens User Guide For Providers

V.1.0.

It is also possible to apply the **price per group**. Here you fill in the number of people who will participate and the total cost.

Private Group

<input type="text" value="0"/> * Size of Group	<input type="text"/> * Price € of group
--	---

Here you fill in whether the customer **can cancel the activity**. If the customer can cancel the activity, you must fill in until when before the start of the activity the customer can receive the **full** amount or **part** of the amount paid.

Cancellation Policy

<input type="text" value="Yes"/> * Is the activity refundable?
<input type="text" value="Select..."/> * Until what time before the activity starts can the customer receive a full refund?
<input type="text" value="Select..."/> * Until what time before the activity starts can the customer receive a partial refund?



ThemAtticAthens User Guide For Providers

V.1.0.

Here you fill in the **availability** of your activity. If it is available during the whole year fill in the days and hours of operation.

Availability

* Availability status
Available during the whole year ▼

* Days and Time Slots

Monday

09:00 x x ▼

Tuesday

Wednesday

Thursday

Friday

Saturday

Sunday

If your activity isn't listed, [contact us](#) to have it added.




ThemAtticAthens User Guide For Providers

V.1.0.

If the activity schedule **varies throughout the year**, use the **calendar below** the main form to set the dates. Click on any date and a form will appear for you to fill out to show the days and times your activity is open.

June 2024

Sun	Mon	Tue	Wed	Thu	Fri	Sat
26	27	28	29	30	31	1
2	3	4	5	6	7	8
9	10	11	12	13	14	15
16	17	18	19	20	21	22



Date Information

* Date Ranges:
Jun 02 2024 ~ Jun 02 2024

* Time Slots
Select...

Default Guest Price and Capacity

* Max Capacity: [input]
* Price €: 0

* Minimum Guests Number: [input]

*You will be notified via email if the minimum required bookings are not reached by the booking cut-off time.

Discount per person

+ Add Discount Type

Delete Availability

Save changes



ThemAtticAthens User Guide For Providers

V.1.0.

Once all details are filled in, click the "**Save all changes**" button to register your activity.

By following these steps, *you'll successfully register a new activity on ThemAtticAthens.*





ThemAtticAthens User Guide For Providers

V.1.0.

3. Manage Activities

3.1. View Activities

After **saving** your activity, **navigate** to the list of activities.

Click on the view icon under the "**Action**" column, or directly on the name of the activity.

Four additional choices will appear. Select the eye icon  to view your activity information.

You'll be directed to a page displaying all the details of your activity, including title, description, schedule, pricing, and any other relevant information.

By following these steps, you'll be able to easily access and review the details of your saved activity on ThemAtticAthens.

Action





ThemAtticAthens User Guide For Providers

V.1.0.

3.2. Edit activities

If you want to **edit** a saved activity, follow these steps:

Navigate to the list of activities.

Find the activity you wish to edit and press the view icon below the "**Action**" column.

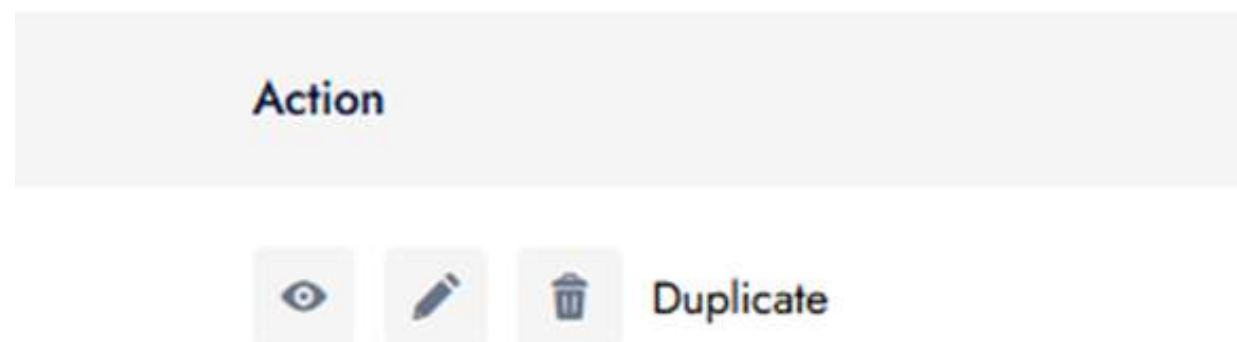
Click on the button, and four additional options will appear.

Select the **pencil icon**  to enter the editing mode for your activity.

You'll be directed to the activity edit page where you can make changes to the details.

After making the desired edits, review them carefully.

Save the changes by clicking on the appropriate button.



By following these steps, you can easily update and modify your saved activities on ThemAtticAthens.



ThemAtticAthens User Guide For Providers

V.1.0.

3.3. Delete Activities

If you wish to **delete** a saved activity, follow these steps:

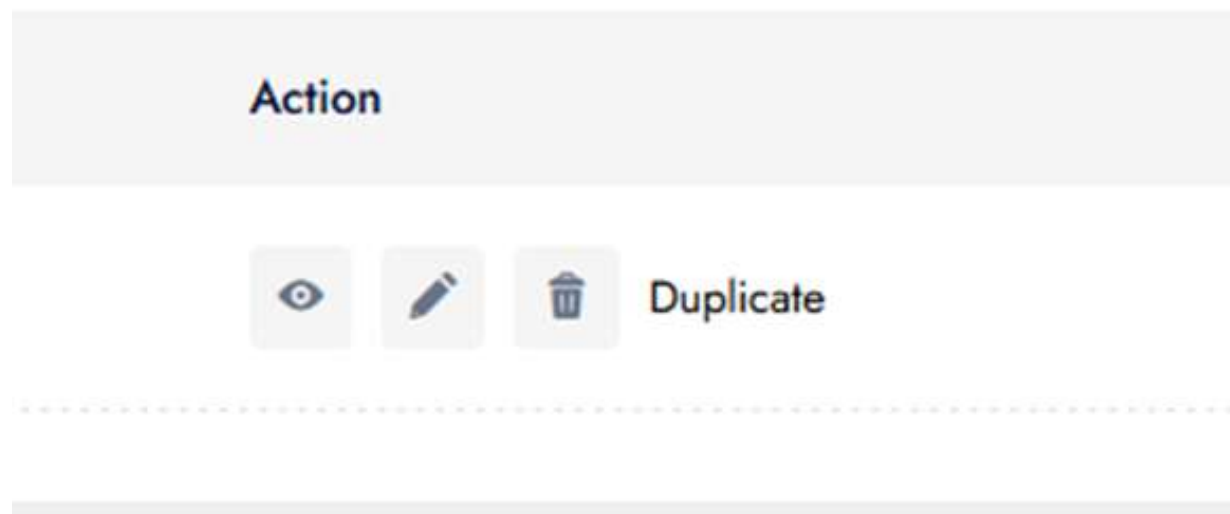
Navigate to the list of activities.

Find the activity you want to **delete** and locate the button below the "**Action**" column.

Click on the button, and four additional options will appear.

Select the **waste bin**  icon to delete your activity.

Confirm the deletion when prompted.



By following these steps, you can easily **remove unwanted activities** from your account on ThemAtticAthens.



ThemAtticAthens User Guide For Providers

V.1.0.

3.4. Duplicate Activities

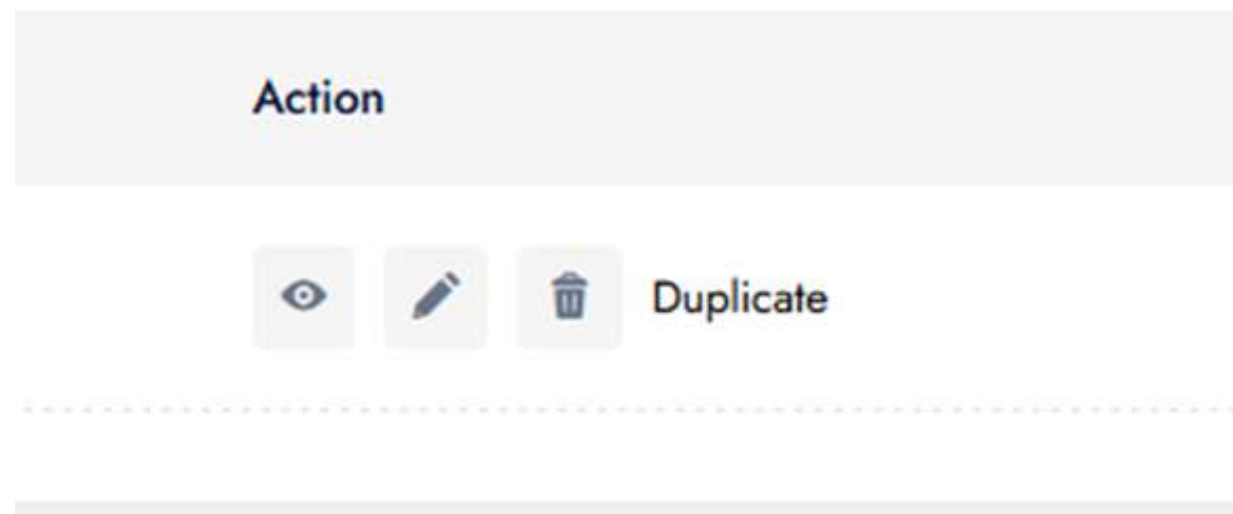
If you want to duplicate a saved activity, follow these steps:

Navigate to the list of activities

Find the activity you wish to duplicate and press the view icon below the “Action” column.

Click on the button and four additional options will appear.

Select the choice “**Duplicate**”.



By following these steps, you can easily **duplicate** activities on ThemAtticAthens.



ThemAtticAthens User Guide For Providers

V.1.0.

4. Extra Fields

Below, you'll discover **supplemental fields** alongside guiding inquiries designed to assist. The examples furnished within each field are offered for reference. There are also some indicative answers.

Extra questions for:

•Cooking lessons

Detailed Program

Will there be cultural performances or demonstrations by local chefs during the event? If yes please elaborate.

* What is the itinerary or the main features of the activity?

Answer...

EXAMPLE:

There will be vibrant cultural performances and captivating demonstrations by local chefs during the event. Attendees can look forward to an immersive experience showcasing traditional music, dance, and art, reflecting the rich cultural heritage of the region. Additionally, local chefs will conduct live cooking demonstrations, offering a taste of authentic local cuisine and sharing their culinary secrets. These interactive sessions will provide a unique opportunity to learn about the ingredients, techniques, and stories behind each dish, making the event both entertaining and educational.



ThemAtticAthens User Guide For Providers

V.1.0.

Extra questions for:

•Food Festival and Market Visits

Detailed Program

Will the experience include cultural insights or stories related to the wine-related experiences? If yes please elaborate.

Will there be cultural performances or demonstrations by local chefs during the event? If yes please elaborate.

* What is the itinerary or the main features of the activity?

Answer...

EXAMPLE:

There will be cultural performances and demonstrations by local chefs during the event. Attendees can enjoy a variety of traditional music and dance performances that highlight the rich cultural heritage of the region. Local chefs will also be showcasing their culinary skills through live cooking demonstrations. These sessions will not only provide a taste of authentic local cuisine but also offer insights into the unique ingredients and cooking techniques used in traditional dishes. It's a wonderful opportunity to experience the local culture through its art and food, making the event both enjoyable and informative.

•Cellar visits

Detailed Program

Will the experience include cultural insights or stories related to the wine-related experiences? If yes please elaborate.

What are the main beverages that participants will have the opportunity to taste during the experience?

Will there be food paired with wine? If so, what types of food can participants expect?

* What is the itinerary or the main features of the activity?

Answer...

EXAMPLE:

Embark on a journey enriched with cultural knowledge about wine while enjoying food pairings. Immerse yourself in stories woven through every sip as you discover the region's rich heritage and passion for winemaking. Treat your palate to a range of fillings from locally produced wines to handcrafted craft beers and refreshing juices. Paired with artisanal cheeses, charcuterie and local specialties, each bite harmonizes with the nuances of each drink, creating an unforgettable dining experience.



ThemAtticAthens User Guide For Providers

V.1.0.

Extra questions for:

•Wine Seminars

Detailed Program

What can participants expect from the information sessions under guided by wine experts?

* What is the itinerary or the main features of the activity?

Answer...

EXAMPLE:

Participants in our wine seminars can expect comprehensive information sessions guided by wine experts. These sessions will cover topics such as wine tasting techniques, understanding wine labels, the nuances of different wine varieties, and food pairings. Experts will also share insights into current trends in winemaking, regional wine characteristics, and the art of appreciating fine wines. Attendees will leave with a deeper knowledge and enhanced appreciation of wine.

•Wine Festivals

Detailed Program

Will there be live music, cultural performances, live music, or performances by famous chefs during the festival? If yes please elaborate.

* What is the itinerary or the main features of the activity?

Answer...

EXAMPLE:

Our wine festivals feature live music, vibrant cultural performances, and demonstrations by famous chefs. Enjoy a variety of musical genres and captivating cultural acts that celebrate local traditions. Renowned chefs will showcase their culinary skills, offering gourmet food pairings with exquisite wines. This festival promises a delightful blend of entertainment, culture, and culinary excellence for all attendees.



ThemAtticAthens User Guide For Providers

V.1.0.

Extra questions for:

•Harvesting

Detailed Program

Will the experience include cultural insights or stories related to the wine-related experiences? If yes please elaborate.

Are there any famous winemakers or experts scheduled to participate in the event? If yes please elaborate.

Will there be live music, cultural performances, or other entertainment at the event? If yes please elaborate.

* What is the itinerary or the main features of the activity?

Answer...

•Wedding Ceremony Organizations

Detailed Program

What is the maximum and minimum number of participants that you can accommodate?

What is the maximum and minimum number of guests you can accommodate for a wedding ceremony?

What services are included in the wedding ceremony package (e.g., Flower arrangements, photography, etc.)?

Are there any specific themes or decoration options for the wedding ceremonies? If yes please elaborate.

Are entertainment options provided during the ceremony (e.g., live music, cultural performances)? If yes please elaborate.

* What is the itinerary or the main features of the activity?

Answer...

EXAMPLE:

Our harvesting program includes rich cultural insights and captivating stories related to winemaking. Renowned winemakers will share their expertise and personal anecdotes, offering a unique perspective on the craft. Additionally, the event features live music and vibrant cultural performances, ensuring an unforgettable and immersive experience for all participants. Join us to enjoy the perfect blend of education, entertainment, and tradition in the heart of our picturesque vineyards.

EXAMPLE:

We can accommodate wedding ceremonies with a minimum of 20 and a maximum of 200 participants. Our wedding ceremony package includes flower arrangements, photography, catering, and venue decoration. We offer various themes and decoration options, such as rustic, vintage, modern, and fairy-tale styles, tailored to your preferences. Entertainment options include live music, cultural performances, and DJs to ensure a memorable celebration.



ThemAtticAthens User Guide For Providers

V.1.0.

Extra questions for:

•Wedding Ceremony Organizations

Important Information

Are there any restrictions (e.g., unsuitable for certain weather conditions, accessibility issues)? If yes please elaborate.

Answer

Do participants have to adhere to any special requirements or guidelines during the wedding ceremony? If yes please elaborate.

Answer

EXAMPLE:

Outdoor ceremonies may be unsuitable during extreme weather conditions, but indoor alternatives are available. Accessibility issues are addressed with ramp access and designated seating for guests with mobility needs. Participants are asked to adhere to venue guidelines, which include no open flames, respecting noise limits, and following scheduled timelines. Specific dress codes or theme-related attire might also be requested depending on the chosen wedding theme.



ThemAtticAthens User Guide For Providers

V.1.0.

Extra questions for:

•Carnivals

Detailed Program

Are there any exclusive experiences or activities that are only available during this carnival? If yes please elaborate.

Can participants expect live performances, traditional music, and entertainment music or cultural presentations? If yes please elaborate.

Will there be traditional foods or local specialties that participants will have the opportunity to taste? If yes please elaborate.

Will there be unique artistic installations or demonstrations that participants can explore? If yes please elaborate.

* What is the itinerary or the main features of the activity?

Answer...

Important Information

Are there any restrictions (e.g., unsuitable for certain weather conditions, accessibility issues)?

Answer

EXAMPLE:

Our service offers exclusive experiences such as VIP access to behind-the-scenes tours and meet-and-greet sessions with performers. Participants can enjoy live performances, traditional music, and cultural presentations throughout the event. Local specialties and traditional foods will be available at various stalls, allowing attendees to savor the regional cuisine. Unique artistic installations and demonstrations, including live art, craft workshops, and interactive exhibits, will be featured for exploration and enjoyment.

The carnival may be affected by extreme weather conditions, so some outdoor activities might be rescheduled or moved indoors. Accessibility is a priority; however, certain areas may be challenging for those with mobility issues, but we offer designated pathways and assistance to ensure inclusivity.



ThemAtticAthens User Guide For Providers

V.1.0.

Extra questions for:

• Festivals

Detailed Program

Will there be unique artistic installations or demonstrations that participants can explore? If yes please elaborate.

Are there any exclusive experiences or activities that are only available during this festival? If yes please elaborate.

Can participants expect live performances, traditional music, and entertainment music or cultural presentations? If yes please elaborate.

Will there be traditional foods or local specialties that participants will have the opportunity to taste? If yes please elaborate.

* What is the itinerary or the main features of the activity?

Answer...

• Teambuilding

What team activities or exercises are included in the program?

* What is the itinerary or the main features of the activity?

Answer...

EXAMPLE:

Our activity will feature unique artistic installations and demonstrations, including live art, interactive exhibits, and craft workshops. Exclusive experiences include VIP access to special events and behind-the-scenes tours. Participants can enjoy live performances, traditional music, and cultural presentations, showcasing local talent and heritage. Traditional foods and local specialties will be available at food stalls, offering a diverse culinary experience.

EXAMPLE:

Our teambuilding program includes a variety of activities designed to foster collaboration and communication. Participants will engage in team challenges, problem-solving exercises, and trust-building activities. Additionally, there will be outdoor adventures like obstacle courses and scavenger hunts, as well as interactive workshops focused on improving teamwork and leadership skills. Each activity is tailored to strengthen team dynamics and enhance group cohesion.



ThemAtticAthens User Guide For Providers

V.1.0.

Extra questions for:

• Learning Sessions

Detailed Program

What team activities or exercises are included in the program?

How do the participants participate in the learning process during the workshops?

* What is the itinerary or the main features of the activity?

Answer...

EXAMPLE:

Participants engage in team-building exercises like trust falls and problem-solving challenges. Role-playing scenarios allow practice of skills such as conflict resolution. Facilitated group discussions enable idea exchange. Hands-on workshops apply theory to practical scenarios, while peer learning activities leverage each other's strengths. Throughout, participants actively contribute by sharing insights, asking questions, and collaborating with peers. This multifaceted approach ensures a dynamic and engaging learning environment where participants are fully involved in their learning journey.

EXAMPLE:

Conference sessions delve into themes such as sustainability, innovation, and market trends, offering valuable insights into industry advancements. Participants seize networking opportunities through dedicated sessions, receptions, and structured events like roundtable discussions, fostering collaboration and idea exchange with industry professionals. These interactions enhance learning experiences and facilitate the establishment of meaningful connections, enriching the overall conference experience for attendees.

• Conference Tourism

Detailed Program

What are the main topics or themes covered at conferences?

Are there specific opportunities for participants to network with industry professionals during the conferences? If yes please elaborate.

* What is the itinerary or the main features of the activity?

Answer...



ThemAtticAthens User Guide For Providers

V.1.0.

Extra questions for:

• Study Abroad Programs

Detailed Program

Can you highlight the key features and benefits of the program? If yes please elaborate.

Could you describe the academic structure and subjects covered during the program? If yes please elaborate.

Which institution or university is partnered with for this study abroad program?

What types of accommodation options are provided for students participating in the program?

How are living arrangements organized? (e.g., homestays, dormitories, private accommodations)?

Does the program offer language support or courses for students not proficient in the host country's language? If yes please elaborate.

* What is the itinerary or the main features of the activity?

Answer...

• Ancient Greek Games

Detailed Program

Is there a prize for the winner(s)? If yes please elaborate.

* What is the itinerary or the main features of the activity?

Answer...

EXAMPLE:

The study abroad program offers numerous key features and benefits. Participants gain cross-cultural competence, language proficiency, and global perspectives through immersive experiences. Academic structure includes a mix of core courses and electives relevant to the host country's culture and industry. Partnered institutions vary depending on the program, often prestigious universities renowned for their academic excellence. Accommodation options range from homestays for cultural immersion to dormitories or private accommodations for independence. Living arrangements are organized based on student preferences and availability, ensuring comfort and safety. Language support is provided.

EXAMPLE:

In our activity, winners are celebrated and rewarded with symbolic tokens reminiscent of the ancient traditions. The triumphant participants receive laurel wreaths or medals, embodying the spirit of victory and honoring their athletic prowess. Additionally, they are presented with certificates, trophies, or small gifts, commemorating their achievement and serving as cherished mementos of their experience.



ThemAtticAthens User Guide For Providers

V.1.0.

Extra questions for:

•Escape City Games

Detailed Program

Is there a prize for the winner(s)? If yes please elaborate.

* What is the itinerary or the main features of the activity?

Answer...

EXAMPLE:

In our Escape City Games, the thrill of victory comes with its own reward! Teams who successfully navigate through our intricate puzzles and challenges within the designated time frame are crowned the winners. The prize varies depending on the location and theme of the game but typically includes bragging rights, a commemorative certificate, and sometimes exclusive discounts or vouchers for future games.

•Mythical Hunts

Detailed Program

Is there a prize for the winner(s)? If yes please elaborate.

* What is the itinerary or the main features of the activity?

Answer...

EXAMPLE:

In our Mythical Hunts, the ultimate prize awaits the victorious hunters! Teams embarking on this epic adventure are tasked with unraveling mythical mysteries and solving riddles hidden throughout the hunt. Upon successfully completing the quest, the winning team is rewarded with a coveted treasure trove, which may include exclusive merchandise, gift vouchers for local attractions or restaurants, and personalized certificates commemorating their triumph.



ThemAtticAthens User Guide For Providers

V.1.0.

Extra questions for:

•Marathon/Acropolis Rally

* Short Description

Where and when does the sporting event take place? Are there specific venues or multiple locations for different activities? If yes, please elaborate.

Introduction to the Activity

Detailed Program

Which sports or competitions are featured in this event?

Are there specific rules for participation in this event? If yes, please elaborate.

* What is the itinerary or the main features of the activity?

Answer...

EXAMPLE:

The sporting event unfolds at various venues across [Location] on [Date(s)]. These venues are meticulously chosen to accommodate diverse activities, ranging from track and field events to team sports like soccer and basketball. Each venue is equipped with top-notch facilities and amenities to ensure a seamless and exhilarating experience for athletes and spectators alike.

The event features a diverse range of sports and competitions, including athletics, swimming, cycling, soccer, basketball, volleyball, tennis, and more. Participants must adhere to specific rules outlined by the governing bodies or organizing committee. These rules govern aspects such as eligibility, equipment, conduct, registration deadlines, age requirements, and qualification criteria, ensuring fair and competitive play across all events.



ThemAtticAthens User Guide For Providers

V.1.0.

Extra questions for:

• Aquatic Adventure Sports

Detailed Program

What team activities or exercises are included in the program?

* What is the itinerary or the main features of the activity?

Answer...

EXAMPLE:

Aquatic adventure sports programs offer various team activities to enhance skills and teamwork. Participants engage in kayaking relay races, stand-up paddleboard challenges, and water polo matches, testing their coordination and swimming abilities. Raft building and racing promote creativity and problem-solving, while rescue and safety drills instill teamwork and preparedness. These activities not only provide thrilling experiences but also foster camaraderie and cooperation among participants, creating unforgettable adventures on the water.

In this activity there is also a variation in difficulty that it is necessary to complete.

• Underwater Activities

Detailed Program

What team activities or exercises are included in the program?

* What is the itinerary or the main features of the activity?

Answer...

EXAMPLE:

The programme includes a variety of group activities and exercises designed to promote cooperation, communication and teamwork. Participants can expect exciting team-building challenges, problem-solving activities and interactive workshops facilitated by experienced coaches and facilitators.



ThemAtticAthens User Guide For Providers

V.1.0.

Extra questions for:

•Underwater Activities

Important Information

Is all the equipment provided? Please elaborate.

Answer

EXAMPLE:

Basic equipment is provided for the activities, participants may need to bring personal items such as comfortable clothing, sturdy footwear and water bottles to ensure their comfort and safety during the activities. In addition, our team will provide specialist equipment for some activities to ensure that participants can fully participate and benefit from the experience.

In this activity there is also a variation in difficulty that it is necessary to complete.

EXAMPLE:

Participants can expect exclusive and signed events with celebrity artists during our program. During the event, we curate special performances and exhibitions by renowned musicians, visual artists and performers. These exclusive presentations offer attendees the opportunity to connect with exceptional talent, experiencing unforgettable moments of artistic brilliance. Stay tuned for announcements on our lineup of exclusive events and artists, ensuring a truly memorable and unique experience for all attendees.

•Visiting Clubs and Bars

Detailed Program

Are there any exclusive or signature events or artists that participants can expect? If yes please elaborate.

* What is the itinerary or the main features of the activity?

Answer...



ThemAtticAthens User Guide For Providers

V.1.0.

Extra questions for:

·Flora and Fauna/Multimodal Exploration

Detailed Program

Is all the equipment provided? Please elaborate.

* What is the itinerary or the main features of the activity?

Answer...

Important Information

What safety measures are in place for visitors during wildlife observation, particularly in potentially hazardous environments?

EXAMPLE:

Participants receive basic safety equipment such as protective clothing, gear and first aid kits. Although we provide the necessary safety equipment, participants are encouraged to bring personal items, such as sturdy footwear and weather-appropriate clothing, to enhance their comfort and safety during the experience.

Safety measures for visitors when observing wildlife, especially in dangerous environments, are of paramount importance. Our experienced guides accompany participants, equipped with extensive knowledge of wildlife behavior and safety protocols. Prior to each trip, comprehensive briefings are provided, outlining safety procedures and appropriate behavior around wildlife.



ThemAtticAthens User Guide For Providers

V.1.0.

Extra questions for:

•Mountain Hiking

Detailed Program

* What is the itinerary or the main features of the activity?

Answer...

EXAMPLE:

Safety is our highest priority when observing wildlife, especially in potentially dangerous environments. We ensure that visitors are accompanied by experienced guides who are trained in wildlife safety protocols. Prior to the trip, participants receive a comprehensive briefing on safety procedures and guidelines, including how to behave around wildlife and how to react in any unexpected situations. In addition, we provide appropriate safety equipment, and our guides constantly monitor the environment for any signs of danger. By prioritizing safety at every step of the journey, we ensure that guests can enjoy their wildlife experience with peace of mind.



ThemAtticAthens User Guide For Providers

V.1.0.

We hope this guide has provided you with clear and comprehensive information on how to promote your activities on ThemAtticAthens platform. By following these guidelines, you can ensure that your offers are presented in the best possible way, attracting more tourists and improving their experience in Athens. Should you need any assistance or have any questions, we are always at your disposal.

 **info@thematticathens.gr**

The ThemAtticAthens Team